



DEALER NAME: \_\_\_\_\_ DATE: \_\_\_\_\_

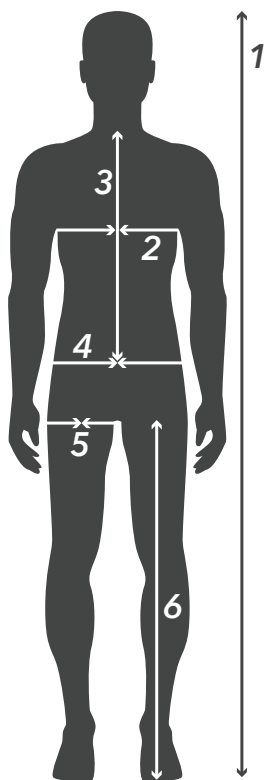
ADDRESS: \_\_\_\_\_ CITY: \_\_\_\_\_ STATE: \_\_\_\_\_ ZIP: \_\_\_\_\_

TEL: \_\_\_\_\_ COUNTRY: \_\_\_\_\_ EMAIL: \_\_\_\_\_

**YOUR NEW GLIDE SYSTEM COMES WITH THESE STANDARD FEATURES AND COMPONENTS**

- Harness Container Assembly
- Reserve Static Line (RSL)
- 3 Embroidered Logos (EM1, EM2, and EM3)
- Main Deployment Bag
- Main Risers
- Main Toggles
- AAD Setup
- CAD Hardware
- Release Handle
- Reserve Pilotchute
- Freebag and Bridle
- Reserve Toggles
- Metal Reserve Ripcord (D-Handle)
- Main Throw-out Pilotchute and Bridle (PVC Non-collapsible)

Please note that all colors are subject to dye lot changes and availability. Due to dye lots, the container, binding tape, and harness colors are not guaranteed to match.



**MEASURING AND SIZING YOUR RIG**

Your Peregrine GLIDE system is custom-built to fit your body. It is **very** important that all your body measurements are taken as accurately as possible. This will help us build the rig that is properly fitted for both safety and comfort.

It is highly recommended that your measurements are taken by an experienced skydiving equipment dealer.

**IMPORTANT MEASUREMENT GUIDELINES**

- Wear the clothing layers and jumpsuit you would typically wear while skydiving
- Keep measuring tape snug against body
- **Measure twice**
- Stand up straight, arms down
- Measure to the closest 1/2in.
- Do not wear shoes
- **Measure twice**

**YOUR MEASUREMENT INFORMATION**

☐ lbs., ft., & in. ☐ kg., cm., & mm.

	Weight:	
1	Height:	
2	Chest:	
3	Torso:	
4	Waist:	
5	Thigh:	
6	Inseam:	
	Cup Size:	

- Parallel to the ground, at nipple level
- Hole in the throat to belly button
- Parallel to the ground, at belly button level
- Largest portion of the thigh, at crotch level
- Feet shoulder width apart, no shoes
- Female only

☐ Male ☐ Female

**Main Canopy Type & Size**

**Reserve Canopy Type & Size**

**NOTES**

Referred By: \_\_\_\_\_

Dealer Customer Name Ref: \_\_\_\_\_ Received: \_\_\_\_\_

Serial Number: \_\_\_\_\_ PO#: \_\_\_\_\_ Model Size: \_\_\_\_\_ Lat: \_\_\_\_\_

Production Cycle: \_\_\_\_\_ MLW: \_\_\_\_\_ Leg: \_\_\_\_\_

# GLIDE COLORS & HARDWARE

**FABRIC TYPE** ☐ 500 Cordura ☐ 1000d Cordura ☐ Parapak

## CONTAINER PANEL OPTIONS

1L	Ring Cover Left		8	Mid Flap Left	
1R	Ring Cover Right		8A	Mid Flap Lower Left	Optional (+\$40)
2	Inside Yoke		9	Mid Flap Right	
3	Outside Yoke		9A	Mid Flap Lower Right	Optional (+\$40)
4	Riser Covers		10	Reserve Container	
5	Reserve Pin Cover		11	Main Container	
6	Pilot Chute Top Cap		12	Main Pincover	
7	Mid Flap Center		13	BOC Pocket	

## PINSTripES (6 = \$30 / 7-9 = \$20 Each)

6	Pinstripe 6		7/9	Pinstripe 7/9	
8A/8	Pinstripe 8A/8		9/9A	Pinstripe 9/9A	
8/7	Pinstripe 8/7				

## BACKPAD/LEG PADS/LATERAL PAD OPTIONS

**Material Type:** ☐ Kush or Spacer Foam \*BLACK ONLY\* ☐ Spacer Foam \*Black Only\*

14	Lower Backpad Sides		15A	Main Backpad	
			15B	Lateral Pad	

## EMBROIDERY

EM1	PEREGRINE Logo	Fill		Outline	
EM2	GLIDE Left Logo	Fill		Outline	
EM3	GLIDE Right Logo	Fill		Outline	

## LEGPADS

16L	Left Leg		16R	Right Leg	
-----	----------	--	-----	-----------	--

## EMERGENCY HANDLE POCKETS

17	Release Pocket		18	Reserve Pocket	
----	----------------	--	----	----------------	--

**Reserve Handle Options:**

**Color:**  **Release Handle Color:**

## BINDING TAPE

19	Binding Tape 1		20	Binding Tape 2	
----	----------------	--	----	----------------	--

**Contrasting Thread (+\$100)**

## HARNESS OPTIONS

**Main Lift Web Type:**

**Hardware Type:**

**Webbing Color:**

**Chest Strap Type:**  **Base Ring Size:**

**Main Riser Type:**

**Main Riser Color:**

**Reserve Static Line (RSL):**

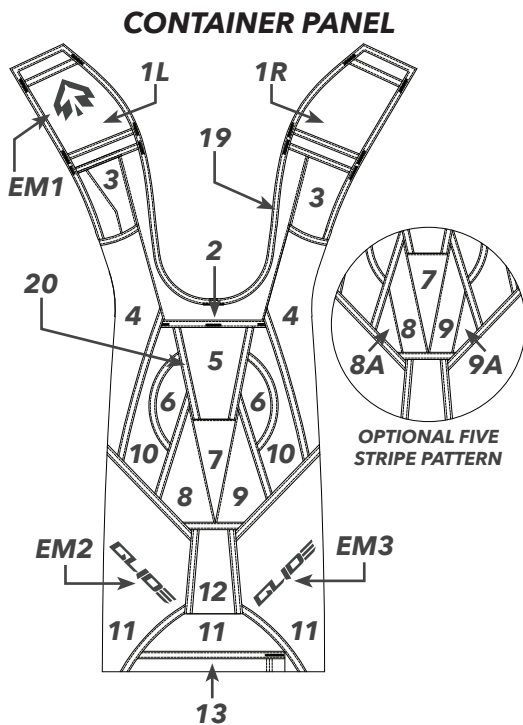
**Main Pilot Chute Type:**

**Main Pilot Chute Handle:**

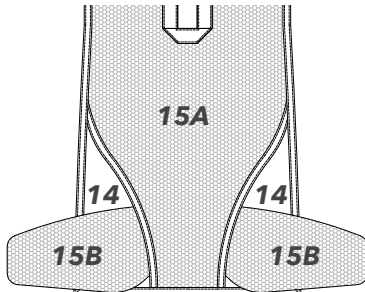
**Color 1:**  **Color 2:**  **Color 3:**

☐ Y / N ☐ Blaze Main Deployment Bag (Semi-Stowless) (+\$100)


☐ Wing Suit Option (+\$40) → Bridle Length: ☐ 8' ☐ 10' ☐ 12'



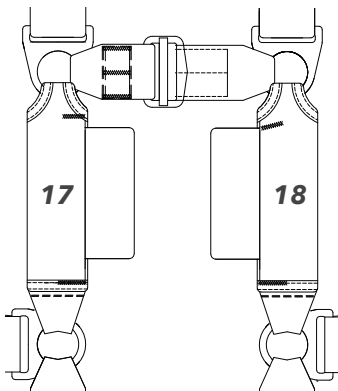
## BACKPAD/LATERAL PAD



## LEGPADS



## HARNESS



## THE STEALTH PACKAGE Includes:

- 4-ring Main Lift Web with all black stainless hardware
- Main Risers - Black stainless steel, Black soft loop, and Black toggles (on request)
- Pilot Chute - Black mesh with tapes, All handles
- Black stainless steel housings